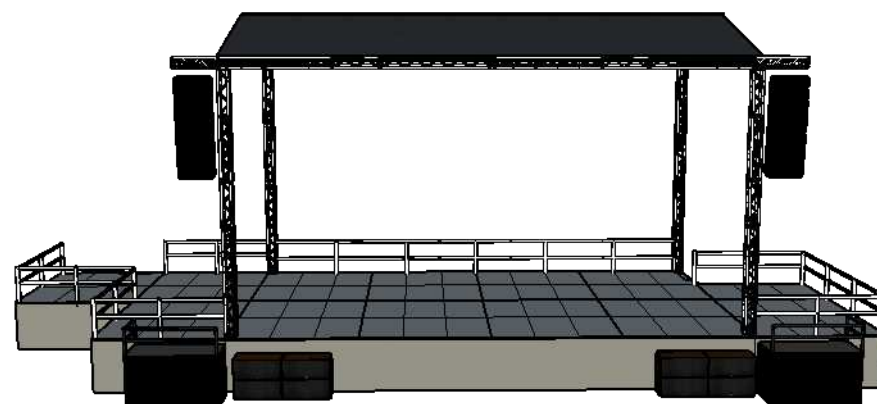
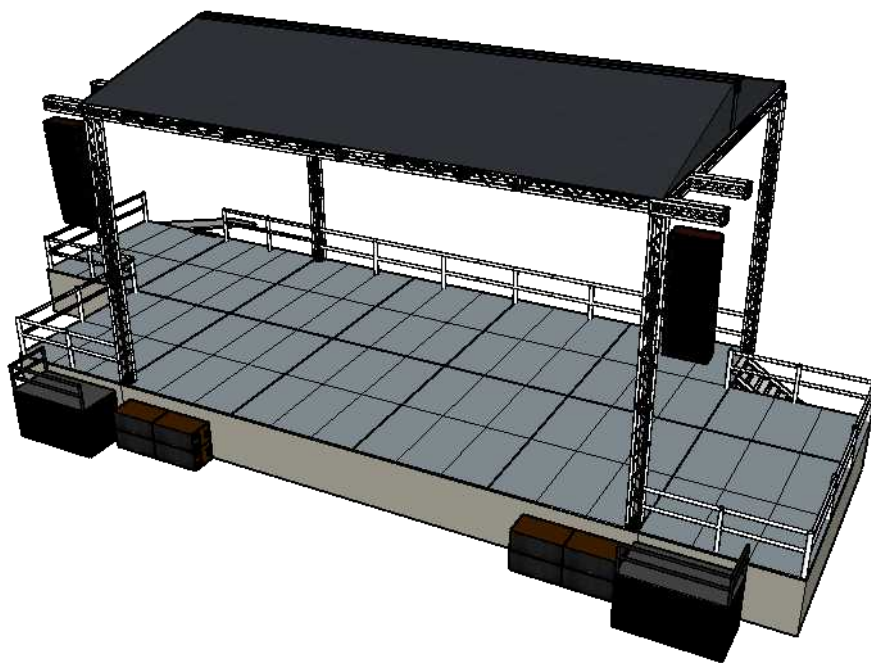
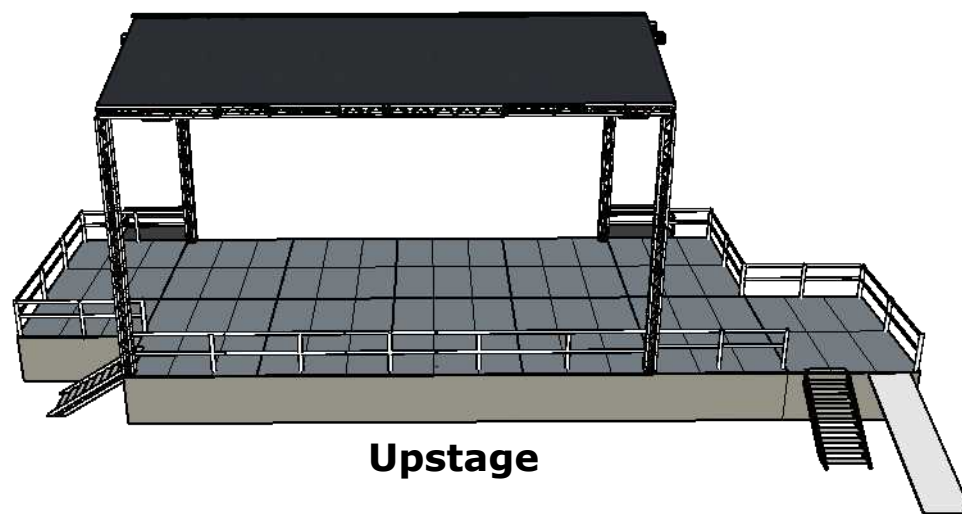


# HARDLY *Strictly* BLUEGRASS

## Banjo Stage



**Downstage**

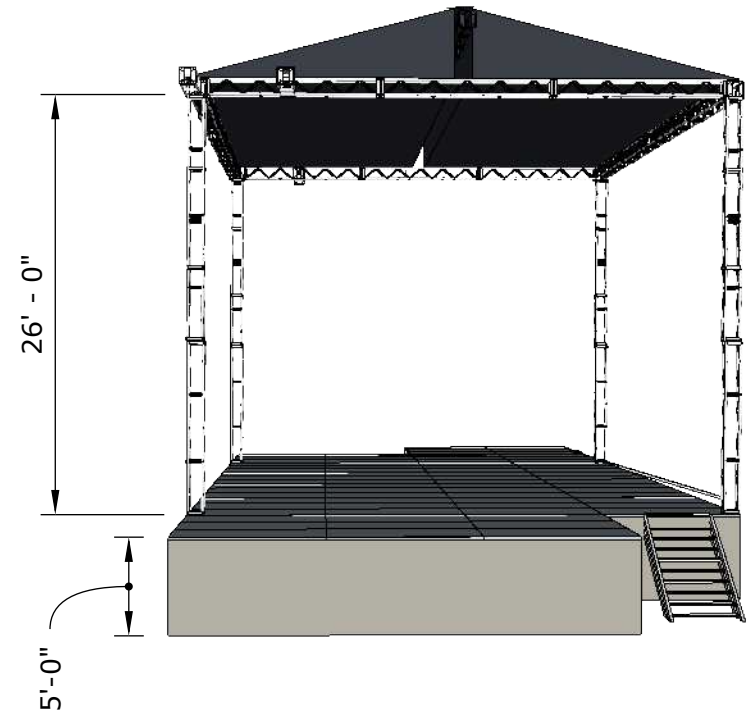
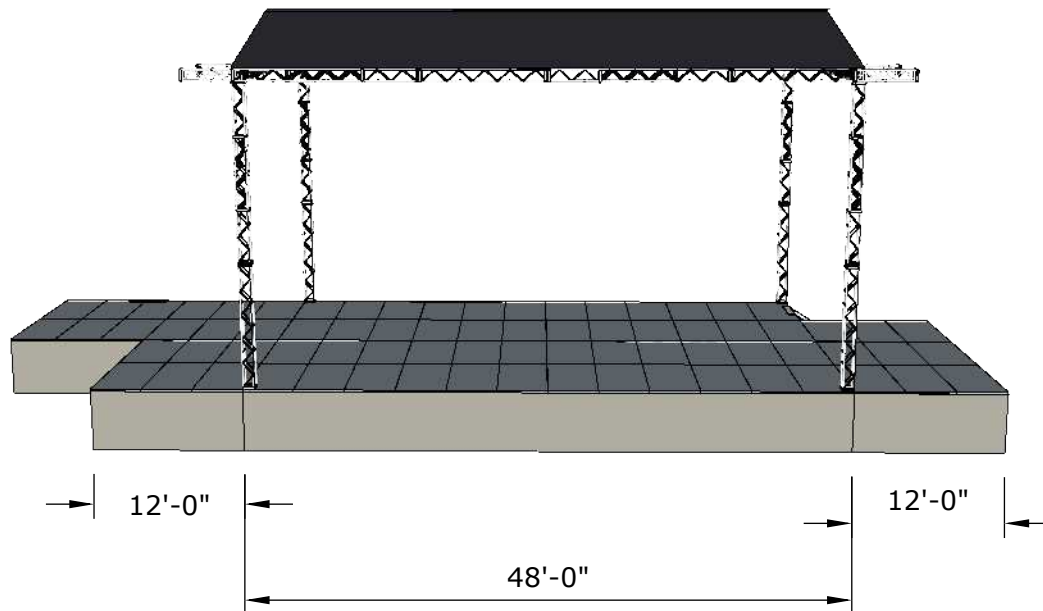


**Upstage**

<b>Stage Deck:</b>	48' wide X 32' deep
<b>Stage Left Wing:</b>	12' wide x 24' deep
<b>Stage Right Wing:</b>	12' wide x 32' deep
<b>Loading Dock:</b>	12' wide x 16' deep
<b>Stage Height:</b>	5' ft (approximate)
<b>Roof Trim Height:</b>	26' ft from deck
<b>Camera Platforms:</b>	8' wide x 4' deep
<b>FOH:</b>	12' wide x 16' deep
<b>FOH Video Platform:</b>	8' wide x 8' deep

# HARDLY *Strictly* BLUEGRASS

## Banjo Stage



**Stage Deck:** 48' wide X 32' deep  
**Stage Left Wing:** 12' wide x 24' deep  
**Stage Right Wing:** 12' wide x 32' deep  
**Loading Dock:** 12' wide x 16' deep  
**Stage Height:** 5' ft (approximate)  
**Roof Trim Height:** 26' ft from deck  
**Camera Platforms:** 8' wide x 4' deep  
**FOH:** 12' wide x 16' deep  
**FOH Video Platform:** 8' wide x 8' deep

## Stage Deck & Sound Wings

